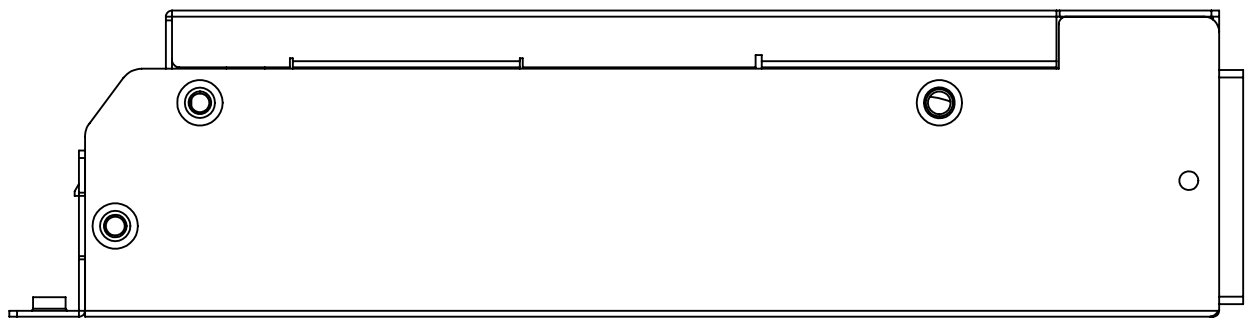
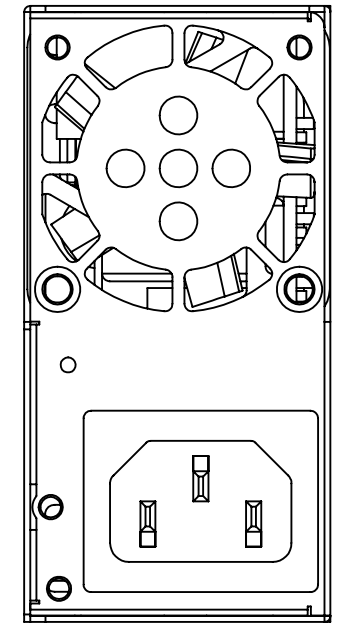
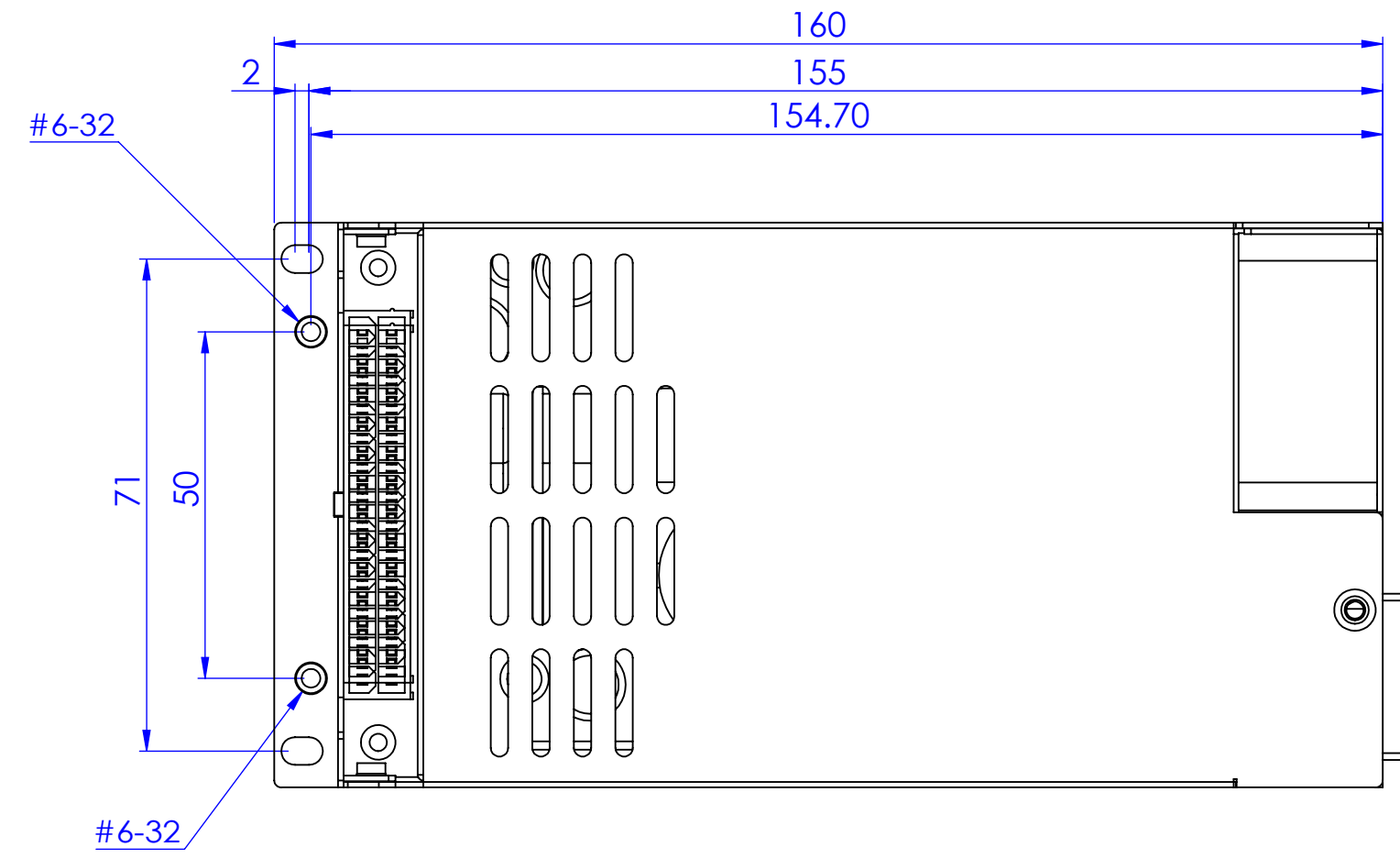
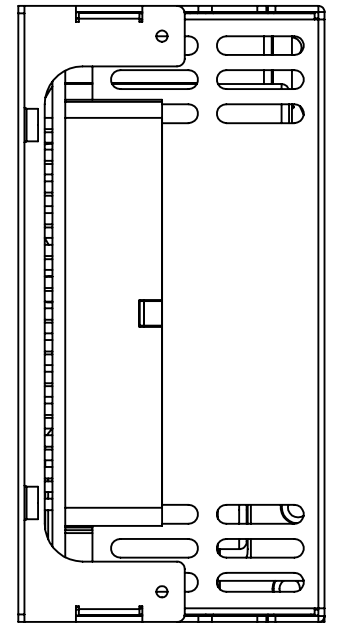



8 7 6 5 4 3 2 1

D



B

A

DESIGN CHANGE

ITEM	REASON OF CHANGE	DESCRIPTION

RANGE	COMMON TOLERANCE TABLE				SEA SONIC ELECTRONICS Co., Ltd.						
	<A>		<C>	<D>	FILE NO	SUB機構圖+(三合一)支架	EV.NO	UNITS	M/M	DATE	DRAW BY
< 8	±0.05	±0.1	±0.2	±0.4							Sam
8~25	±0.08	±0.15	±0.3	±0.5	PART NO	SUB機構圖+(三合一)支架	SCALE	1:1		APPROVE BY	
25~80	±0.12	±0.25	±0.5	±1.0	PART NAME					DATE	2018/5/17
80~250	±0.25	±0.4	±0.8	±1.5	MODEL NO					PROJECTION	
250~800	±0.5	±0.8	±1.5	±3.0	PAHT			MATERIAL		Drawing	A2
800~2500	±1.0	±1.5	±3.0	±6.0							
ANGULAR	±0.15°	±0.3°	±0.5°	±0.8°							

8 7 6 5 4 3 2 1